



SUMINISTROS RIOL S.A. [www.surisa.es]

C/ Marina 127-131 bjs | 08013 Barcelona, ESPAÑA

TEL. +34 93 231 08 11 | FAX +34 93 265 19 26 | [SURISA@SURISA.ES](mailto:SURISA@SURISA.ES)

[WWW.MUELLESEPLATILLO.ES](http://WWW.MUELLESEPLATILLO.ES)

## ARANDELAS DIN 6796

Nominal Bolt Size mm	Dimensions					Flattening Force N	Residual Spring Force N	Weight kg/1000	Pack Quantities
	$d_1$ H 14 mm	$d_2$ h 14 mm	$s^{2)}$ mm	$h_{max}^{1)}$ mm	$h_{min}^{2)}$ mm				
2 <sup>4)</sup>	2.2	5	0.4	0.6	0.5	920	—	0.05	10 000
2.5 <sup>4)</sup>	2.7	6	0.5	0.72	0.61	1 540	—	0.09	10 000
3 <sup>4)</sup>	3.2	7	0.6	0.85	0.72	2 350	—	0.14	10 000
3.5 <sup>4)</sup>	3.7	8	0.8	1.06	0.92	3 160	—	0.25	10 000
4	4.3	9	1	1.3	1.12	4 050	1 400	0.38	5 000
5	5.3	11	1.2	1.55	1.35	6 700	2 300	0.69	2 500
6	6.4	14	1.5	2	1.7	9 400	4 200	1.43	2 500
7	7.4	17	1.75	2.3	2	13 700	6 200	2.53	1 000
8	8.4	18	2	2.6	2.24	17 200	7 700	3.13	1 000
10	10.5	23	2.5	3.2	2.8	27 500	12 400	6.45	500
12	13	29	3	3.95	3.43	40 000	18 000	12.4	250
14	15	35	3.5	4.65	4.04	55 000	25 000	21.6	100
16	17	39	4	5.25	4.58	75 000	34 000	30.4	100
18	19	42	4.5	5.8	5.08	95 000	57 000	38.9	100
20	21	45	5	6.4	5.6	122 000	73 000	48.8	100
22	23	49	5.5	7.05	6.15	152 000	91 000	63.5	100
24	25	56	6	7.75	6.77	175 000	122 000	92.9	50
27	28	60	6.5	8.35	7.3	230 000	161 000	113	50
30	31	70	7	9.2	8	280 000	196 000	170	50





<sup>1)</sup> Maximum size in delivered condition.

<sup>2)</sup> Minimum size after test for permanent set as specified in DIN 267 Part 26.

<sup>3)</sup> See DIN 1544 for tolerances for  $s \leq 6$  mm and DIN 1543 for  $s > 6$  mm.

<sup>4)</sup> Test values for the spring force test as described in DIN 267 Part 26 have not as yet been specified for this nominal bolt size.

Table 16: -Fastener Belleville Standard Parts.

Nominal Bolt Size mm	Blank Oiled only	Phosphate/Oil	Mechanical Zinc Plate	Mechanical Zinc Plate + Polyamide	Stainless Steel	Nickel Alloy
	 Part No.	 Part No.	 Part No.	 Part No. <sup>*)</sup>		
2	920 500 01	920 500 30	—	—	920 755 01	—
2.5	920 501 01	920 301 30	—	—	920 756 01	—
3	920 502 01	920 502 30	920 502 20	—	920 700 01	—
3.5	920 503 01	920 503 30	920 503 20	—	—	—
4	920 504 01	920 504 30	920 504 20	—	920 702 01	—
5	920 505 01	920 505 30	920 505 20	—	—	—
6	920 506 01	920 506 30	920 506 20	920 506 40	920 704 01	920 750 01
7	920 507 01	920 507 30	920 507 20	—	—	—
8	920 508 01	920 508 30	920 508 20	920 508 40	920 706 01	920 751 01
10	920 509 01	920 509 30	920 509 20	920 509 40	920 707 01	920 752 01
12	920 510 01	920 510 30	920 510 20	920 510 40	920 708 01	920 753 01
14	920 511 01	920 511 30	920 511 20	—	920 709 01	—
16	920 512 01	920 512 30	920 512 20	920 512 40	920 710 01	920 754 01
18	920 513 01	920 513 30	920 513 20	920 513 40	—	—
20	920 514 01	920 514 30	920 514 20	920 514 40	920 712 01	—
22	920 515 01	920 515 30	920 515 20	—	—	—
24	920 516 01	920 516 30	920 516 20	—	—	—
27	920 517 01	920 517 30	920 517 20	—	—	—
30	920 518 01	920 518 30	920 518 20	—	—	—

\*) To allow for coating change the DIN 6796 sizes as follows:  $d_1$  by  $-0,4$  mm;  $d_2$  by  $+0,4$  mm;  $s$  and  $h$  by  $+0,4$  mm.